



2021-2022

COLLECTION OVERVIEW

MSPA 2021-2022 COLLECTION OVERVIEW EU



EU VERSION



MSPA HOT TUB GLOBAL

COMFORT

URBAN

PREMIUM

MUSE

FRAME

Enjoy the MOMENT.

2021 - 22

Every day at MSpa, we have the luxury of seeing the firsthand and healthful effects of water treatment. As a top-ranked spa brand, MSpa is the unique resource for exploring the latest discoveries and trends in wellness and hydrotherapy.



Enjoy the **MOMENT.**



CONTENTS.

MSPA 2021 - 22

• 08

MSPA COLLECTION

One glance of the entire line. To have a fresh impression of the new 2022 collection.

• 10

WHY MSPA

Intelligent, hygienic and considerate. MSPa will always surprise you with non-stop innovations.

• 18

FABRIC & FINISHES

By heavy-duty fabric with premium exterior design, MSPa offers both safety and beauty.

• 22

FRAME SERIES

FRAME stands out of all inflatable hot tubs with its super stiff spa tub.

• 32

MUSE SERIES

Equipped with adjustable hydromassage jets, MUSE delivers a supreme relaxation experience.

• 44

URBAN SERIES

Equipped with all the latest technologies, URBAN collection is the best choice for those who want to try something new.

• 56

PREMIUM SERIES

Retaining its classic cover design, PREMIUM collection offers both physical and mental enjoyment.

• 66

COMFORT SERIES

Featuring all the basic functions, COMFORT collection represents best value for money!

• 78

ACCESSORIES

Rich accessories to choose. To make your spa more comfortable.

• 84

QUICKFINDER & PACKAGE

Wondering how to choose the best product for you? QUICKFINDER provides a comparison of all parameters.

• 92

COMPANY AND BRANDS

Know more about ORPC and MSPa



FRAME

The FRAME series combines revolutionary design and legendary performance.



MONO 6P/8P
P.26



NAVAL 6P
P.28



TUSCANY 6P
P.30

MUSE

Equipped with JET function, MUSE series delivers one of our best hydro-massage experience.



INDIGO 6P
P.36



CARLTON 6P
P.38



OTIUM 6P
P.40

URBAN

Wondering how easy spa inflation can be? The URBAN series is the perfect answer.



NEST 2P
P.48



RIMBA 6P/8P
P.52



VITO 6P
P.50



AURORA 6P
P.54

PREMIUM

With the removable cover, PREMIUM series brings all wild design concept into reality.



SOHO 6P
P.60



CAMARO 4P/6P
P.62



EXOTIC 4P/6P
P.64

COMFORT

COMFORT series offers all essential functions to enjoy bubble massage and relieve all tensions.



TEKAPO 4P/6P
P.70



BERGEN 4P/6P/8P
P.72



OTTOMAN 6P
P.74



STARRY 6P
P.76



WHY MSPA

MSpa aims to bring customers the best inflatable hot tubs, both in terms of their functionality and overall design. That is the driving force behind the development of MSpa.

This section will show you some of the latest technologies of MSpa, as well as the fine fabrics.

The Best Filtration System Ever

MEET MDC.™

MSpa Direct Current System, which consists of a newly designed DC pump, specialized impeller, and water flow piping.

- Stronger water flow: The water circulation speed is increased to 1800 Liters per hour, which is 36% better than before. It even costs lower energy than the last generation pump by 30%.
- Safer to use: With the new TURBOFAN construction, the foreign objects will quickly get through the impeller.
- Longer service life: The super tough X-Ring guarantees 10,000 hours of continuous operation.

UVC™ Sanitizer

MSpa comes with a built-in UVC sanitizer which is able to kill more than 60 disease-causing microorganisms and pathogens while using nothing more than light. Every drop of water in an MSpa hot tub is under 7 days 24 hours non-stop protection with or without people in the spa.

Ozone™ Generator


Keep you and your water healthy for soaking! MSpa OZONE GENERATOR is incredibly helpful to kill bacteria as well as Giardia, Cryptosporidium, parasites, fungi, molds and other virus and microbes. It is 50 times more effective than Chlorine, and the effects of its action are visible 3000 times faster.

Smart Filtration

To ensure the best quality of water in the spa, the filtration system will automatically operated for 60 minutes every 8 hours during Stand-By mode.
The filter cartridge should be regularly cleaned and changed to maintain good water quality. There will be a reminder popping up at least once a week when the spa keeps working.

LF90 Cartridge

LF90 has been optimized for new DC systems to improve the flow of water. The lengthened cartridge fibers help to measure 23% better filtration performance. Besides, it can be kept in water for up to 5 days without deformation.



It's All In Your Palm MSPA APP.

An App really touches areas that our customers experience every day. Now, with this App, you will enjoy:

- Full control of your MSpa at any time, in any place.
- Delicately designed UI for the easiest operation.
- Tip, notice and alarm message with tender care.
- Quick link to support teams all over the world.

It will be available on Frame series and Indigo spa in 2022.



M-One™ Installation

From unboxed to well installed, the only thing you need to do is to press the button for just one time. The spa will automatically stop inflation. You are free to leave the spa, treat yourself with a cup of coffee, send a twitter, make a phone call, or whatever you want to do.




Timer Function

Want to get the warm and cozy MSpa just ready when you exactly want it to be? Not a problem at all. Now you can easily set the time to wake up the spa and start to heat the water. Featuring the newly designed integrated chip, the wired controller allows user to set time to turn on the heating function 1-99 hours in advance.



Anti-Icing™ System

It is suggested not to leave or set up the spa when the outdoor temperature is below 4°C (39.2°F). What happens if the temperature suddenly drops off but no one's at home? Don't worry, MSpa will take care of itself. When the water temperature is lower than 1°C (33.8°F), the heater runs automatically until the water is heated up to 3°C (37.4°F). This will help prevent water from freezing. The circulation system, pump and pipe will be saved.





Relax and Get Recharged **ENJOY BUBBLING.**

Proprietary 360-degree airjet system fills the spa with thousands of bubbles, staggered jets push bubbles into the center of the spa, creating a balanced, all-encompassing body massage. For high end series, the bubble speed has three levels to adjust. Everyone can build their personalized experience.



True Water Therapy

Hydro massage jets offer an invigorating water massage with adjustable directions and levels. It improves sleep by relieving pressure on the body's joints and muscles, which reduces night-time discomfort.



Whisper Quiet Design

Enjoy your own peaceful moment! MSpa has developed a silent motor. The internal control box is wrapped by spa pool liner, which also helps to absorb and reduce noise.

FABRICS & FINISHES

MSpa products offer an elegant and fine array of spa fabric and finish, each one conceived by our professional designers, allowing the spa owners to show their spa tub to reflect their home or life style.

M-shield™ ANTIBACTERIAL FABRIC

Clean water is the most essential foundation of hydro massage. With tender care for its users, to further enhance the sterilization performance, antibacterial fabric is applied to the inner liner of MSpa.

The fabric can release bactericidal component, which will help reduce 99% of the reproduction of bacteria. This conforms to ISO 22196:2011



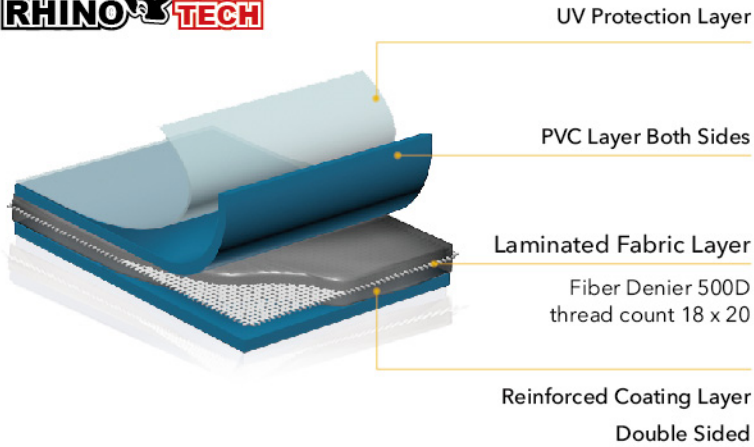
NON-SLIP BOTTOM EVERY DETAIL MATTERS

MSpa believes every detail matters, even somewhere consumers won't see. A regular bump texture material is applied to provide additional friction for more grip. The non-slip bottom can also effectively reduce the greasy film and scale formed by microorganisms. Based on those two factors, the new material bottom can prevent falling. Delight as always, safer than ever.



RHINO-TECH REINFORCED PVC COVER FABRIC

- UV, Frost and Tear Resistant
- Durable and Tough Reinforced PVC
- User Friendly
- Appealing Look
- Eco-friendly
- Supported by MSpa Warranty



FABRICS & FINISHES

Cover Fabric



Soho
P-SH069



Mystic Black
Tough Woven
P-CA049/069




Satin Silver
F-TU061
P-CA049/069



Crocodile Pattern
P-EX049/069



Satin Golden
P-EX049/069



Metallic Silver
F-TU062

Rhino-Tech™ 6-layer Reinforced PVC



Embossed Charcoal Grey
C-TE042/062/
C-BE042/062/082




Evening Blue
U-RB062/082



Charcoal Grey with
transparent pattern
C-ST062



Astral Night
M-CA062/M-OT062
/U-NE022




Burnt Umber
U-VT062



Black Beauty
Deep Blue-black
U-AU062



Rattan Texture
C-OM062



Juniper Ash
M-IN062

Interior PVC Liner



Creamy
M-IN062




Iron Grey
F-MO062



Naval
F-NA062



Mist
P-SH069



Solid Black
P-CA049/069
P-EX049/069



Cloudy White
F-TU062



Metallic Silver
F-MO062/C-ST062



Metalic Skyblue
C-TE042/062
C-BE042/062/082



Brilliant White
M-CA062/M-OT062/
U-NE022/U-RB062/
U-VT062/C-OM062



Silver Diamond
U-AU062





FRAME SERIES

The FRAME series combines revolutionary design and legendary performance. Super stiff DWF materials and plastic wood materials are applied to the spa tub body, resembling traditional bathtubs.

SHAPED LIKE AN ACRYLIC SPA

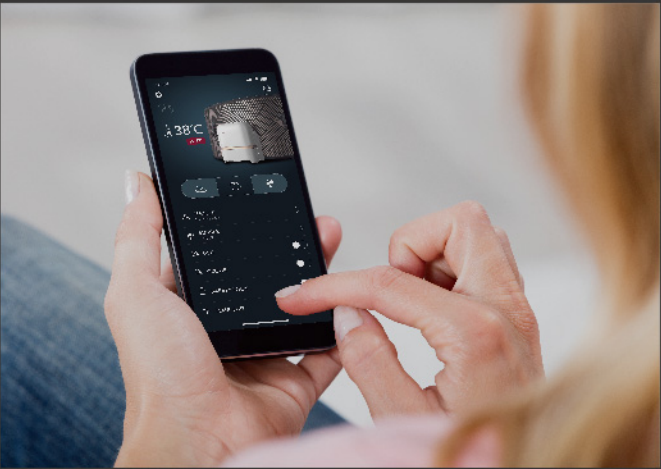
The plastic wood material is rigid and creative, allowing it to take on shapes that would be difficult to achieve in an inflatable spa. The metallic silver color scheme is very attractive and offers a fresh outdoor look.

Super stiff DWF material helps to present an unprecedented exterior design with excellent durability and unbelievable light weight. This is a true piece blending classic style with contemporary touches.



2200W PTC

In order to get truly powerful hydro jets out of this portable design, we combined it with the all new 2200W inverter DC pump and advanced software which all together enables you experience the air bubbling and hydro massage at the same time without compromising on heating efficiency.



WIFI



ALL-IN-ONE CONTROL BOX

MONO

Featuring the metallic stripes on the iron grey textured exterior wall, MONO is a modernist of the inflatable hot tub. No matter to be placed indoor or outdoor, MONO beacons your house with the revolutionary concept.



MONO F-MO062W/082W

| | | |
|----------------------|----------------------------|------------------------------|
| Dimensions | 1.73 x 0.65mH / 68" x 26"H | 1.92 x 0.65mH / 75.5" x 26"H |
| Water Capacity | 930 L / 245 Gal. | 1120 L / 295 Gal. |
| Net Weight | 37 Kg / 81.6 Lbs | 39.5 Kg / 86.9 Lbs |
| Air Jets | 138 | 144 |
| Seating | 6 | 8 |
| Heat Increasing Rate | 1.5 - 2.0°C/Hour | 1.2 - 1.8°C/Hour |

| | |
|----------------------------|--|
| Control System | 220 - 240V/50Hz |
| Heater | 2200W |
| Massage Air Blower | 720W - 3 levels (L1: 300W, L2: 500W, L3: 720W) |
| Filter Pump | 1800L/Hr |
| Integrated Ozone Generator | 5.5W |
| Ozone Output | 30 - 50Mg/Hr |





NAVAL

Just like MONO, NAVAL is another master piece created from the magical DWF material and the stylish design concept. The new color scheme - silver stripes with navy base offers another fresh and tranquil aesthetic enjoyment.

NAVAL M-NA062W

| | |
|----------------------------|--|
| Dimensions | 1.73 x 0.65mH / 68" x 26"H |
| Water Capacity | 930 L / 245 Gal. |
| Net Weight | 37 Kg / 81.6 Lbs |
| Air Jets | 138 |
| Seating | 6 |
| Heat Increasing Rate | 1.5 - 2.0°C/Hour |
| <hr/> | |
| Control System | 220 - 240V/50Hz |
| Heater | 2200W |
| Massage Air Blower | 720W - 3 levels (L1: 300W, L2: 500W, L3: 720W) |
| Filter Pump | 1800L/Hr |
| Integrated Ozone Generator | 5.5W |
| Ozone Output | 30 - 50Mg/Hr |



TUSCANY
F-TU062W



| | |
|----------------------------|--|
| Dimensions | 1.93 x 0.73mH / 76" x 29"H |
| Water Capacity | 1100 L / 291 Gal. |
| Net Weight | 75 Kg / 165.3 Lbs |
| Air Jets | 138 |
| Seating | 6 |
| Heat Increasing Rate | 1.2 - 1.8°C/Hour |
| <hr/> | |
| Control System | 220 - 240V/50Hz |
| Heater | 2200W |
| Massage Air Blower | 720W - 3 levels (L1: 300W, L2: 500W, L3: 720W) |
| Filter Pump | 1800L/Hr |
| Integrated Ozone Generator | 5.5W |
| Ozone Output | 30 - 50Mg/Hr |



Experience a luxurious and unique bubble massage in a portable spa designed to provide years of independence and safety. Tuscany collection features a clean, contemporary design in a popular, acrylic-standard looking. Plastic wood panel ensures product durability, while its easy installation allows great portability.

MUSE SERIES

Equipped with multi-individually adjustable hydromassage jets and more than one hundred effervescence air jets, the new MUSE series delivers one of our best hydromassage experience. Stylish elegance is provided by Micro MSpassima Rhino-tech.





HYDROMASSAGE JETS

In this series, we offer two kinds of experiences of enjoying hydro massage. Carlton and Otium are equipped with 3 sets of traditional internal jet pumps, which make them easy to transport and install.

M-ONE™ AUTO INFLATION

* for M-CA062/M-OT062 only

The smartest inflatable spa EVER.

Brand new experience of getting ready for a hydro-massage! Release your hands, enjoy a cup of coffee while watching your spa stand up by itself!

Press BUBBLE & UP button for inflation.

- AUTO detect the air pressure;
- AUTO stop the inflation.



Quick Inflation



Smart Touch



User-friendly




HYDROMASSAGE JET PLUS

The new Indigo is equipped with a more powerful external jet pump, which is undoubtedly one of the most powerful hydro jets in inflatable spa with a nominal power of 1000W.

2200W PTC



In order to get truly powerful hydro jets out of this portable design, we combined it with the all new 2200W inverter DC pump and advanced software which all together enables you experience the air bubbling and hydro massage at the same time without compromising on heating efficiency.



UVC™ & OZONE™

In MUSE/URBAN series, both UVC and OZONE functions are applied. These two functions are complementary.

UVC only kills bacteria in the water flows through the sterilization chamber, while OZONE can be conveyed to the water inside the spa pool, actively contacting and killing the bacteria.





INDIGO


MSpa knows your needs. This is truly a powerful jet spa with an incredible strong pump. Its modern and elegant design is perfect for your patio. The beautiful, seamless reinforced PVC fabric not only looks great, but also creates specifically for its ultra durable performance.

INDIGO M-IN062W

| | | | |
|----------------------|----------------------------------|----------------------------|---|
| Dimensions | 2.04 x 0.70mH / 80" x 28"H | Control System | 220 - 240V/50Hz |
| Water Capacity | 930 L / 245 Gal. | Heater | 2200W |
| Net Weight | TBD | Massage Air Blower | 720W - 3 levels (L1: 300W, L2: 500W, L3: 720W) |
| Hydro Jets | 4 sets (8 adjustable hydro jets) | Jet Frequency | 1000W |
| Air Jets | 125 | Filter Pump | 1800L/Hr |
| Seating | 6 | Integrated Ozone Generator | 5.5W |
| Heat Increasing Rate | 1.5 - 2.0°C/Hour | Ozone Output | 30 - 50Mg/Hr |



MSpa Fine Label




OLED TOUCH SCREEN

Indigo is equipped with a foldable OLED touch screen to deliver an effortless, quick response operating experience enabling you to use it like an IPAD.

HYDROMASSAGE JET PLUS

Indigo has a real powerful JET pump with a nominal power of 1000W. 8 directional jets help to soothe your back and waist with adjustable nozzles for a customizable massage right where you need it.

As always, INDIGO was designed with contemporary style in mind, including the all-new waving textures fabric.





CARLTON

The MUSE series has all the latest technology of MSpa. The Astral Night outer fabric is embossed with MSpa logo, which embodies the essence of MSpa's aesthetic design. The JET function offers more powerful massage than BUBBLE function, thoroughly ease your body. CARLTON is available in 6-bather size.

CARLTON M-CA062

| | |
|----------------------------|---|
| Dimensions | 2.04 x 0.70mH / 80" x 28"H |
| Water Capacity | 930 L / 245 Gal. |
| Net Weight | 42.5 Kg / 93.7 Lbs |
| Hydro Jets | 3 sets (6 adjustable hydro jets) |
| Air Jets | 125 |
| Seating | 6 |
| Heat Increasing Rate | 1.5 - 2.0°C/Hour |
| Control System | 220 - 240V/50Hz |
| Heater | 2200W |
| Massage Air Blower | 720W - 3 levels (L1: 300W, L2: 500W, L3: 720W) |
| Jet Frequency | 225W |
| Filter Pump | 1800L/Hr |
| Integrated Ozone Generator | 5.5W |
| Ozone Output | 30 - 50Mg/Hr |



Jet Control Knob

OTIUM

Enjoy a spa-style hydrotherapy experience with this classically square style whirlpool spa.

Part of the MUSE series, the design highlights the exclusive MSpassima fabric. 125 air jets, and 3 sets of water jets offer a range of options for gentle or invigorating water massages suited to each bather. A deep bathing and extra legroom ensure comfort as you soak.



Additional Storage Pocket



Strong Water Jets



OTIUM M-OT062

| | |
|----------------------------|---|
| Dimensions | 1.85 x 1.85 x 0.68mH / 73" x 73" x 27"H |
| Water Capacity | 930 L / 245 Gal. |
| Net Weight | 42 Kg / 92.6 Lbs |
| Hydro Jets | 3 sets (6 adjustable hydro jets) |
| Air Jets | 125 |
| Seating | 6 |
| Heat Increasing Rate | 1.5 - 2°C/Hour |
| Control System | 220 - 240V/50Hz |
| Heater | 2200W |
| Massage Air Blower | 720W - 3 levels (L1: 300W, L2: 500W, L3: 720W) |
| Jet Frequency | 225W |
| Filter Pump | 1800L/Hr |
| Integrated Ozone Generator | 5.5W |
| Ozone Output | 30 - 50Mg/Hr |



URBAN SERIES

Equipped with the most advanced system and the upscale designs, URBAN series is the most competitive line in mid to high-end inflatable hot tub market. To experience the simplest installation and the most thoughtful detail design, URBAN is the right choice!

M-ONE™ AUTO INFLATION



Quick Inflation



Smart Touch



User-friendly

The smartest inflatable spa EVER.

Brand new experience of getting ready for a hydro-massage! Release your hands, enjoy a cup of coffee while watching your spa stand up by itself!


Press BUBBLE & UP button for inflation.

- AUTO detect the air pressure;
- AUTO stop the inflation.




VARIOUS SIZE OPTIONS

Urban series offers a wide range of spa sizes to choose from. From Nest 2-person spa to the new Rimba 8-person spa, Urban will satisfy all kinds of families to get their own intimate hydro enjoyment. Whether it's a villa or apartment, you can always find MSpa a home.



2200W PTC

The heater intelligently allocates power depending on the current. That means, when aiming to heat the water up ASAP, the heater will operate at full power of 2200W. When working to maintain water temperature while enjoying BUBBLE massage, the heater will operate at low power.



NON-SLIP BOTTOM



SEAT CUSHION

NEST

Intimate space, ultimate fun. Nest aims to please small families. Oval shape design mimic acrylic bathtub, perfect for couples or for single person enjoying alone. The pearlescent blue-gray color tub together with the rising water vapor, offers a relaxing atmosphere. It's time to immerse yourself in the inner world and seek for tranquility.



NEST U-NE022

| | |
|----------------------|---|
| Dimensions | 1.86 x 1.25 x 0.68mH / 73.5" x 49.5" x 27"H |
| Water Capacity | 550 L / 145 Gal. |
| Net Weight | 28.5 Kg / 62.8Lbs |
| Air Jets | 104 |
| Seating | 2 |
| Heat Increasing Rate | 2.5 - 3.0°C/Hour |

| | |
|----------------------------|---|
| Control System | 220 - 240V/50Hz |
| Heater | 2200W |
| Massage Air Blower | 720W - 3 levels (L1: 300W, L2: 500W, L3: 720W) |
| Filter Pump | 1800L/Hr |
| Integrated Ozone Generator | 5.5W |
| Ozone Output | 30 - 50Mg/Hr |





VITO

Featuring a BURNT UMBER reinforced PVC material with embossed EPI leather, lined with a brilliant white inner wall, VITO is neat and elegant. Setting an enviable backyard will be effortless with this spa in tow.



VITO U-VT062

| | |
|----------------------------|--|
| Dimensions | 1.85 x 1.85 x 0.68mH / 73" x 73" x 27"H |
| Water Capacity | 930 L / 245 Gal. |
| Net Weight | 32.5 Kg / 71.7 Lbs |
| Air Jets | 132 |
| Seating | 6 |
| Heat Increasing Rate | 1.5 - 2°C/Hour |
| <hr/> | |
| Control System | 220 - 240V/50Hz |
| Heater | 2200W |
| Massage Air Blower | 720W - 3 levels (L1: 300W, L2: 500W, L3: 720W) |
| Filter Pump | 1800L/Hr |
| Integrated Ozone Generator | 5.5W |
| Ozone Output | 30 - 50Mg/Hr |



Embossed fabric



RIMBA

RIMBA is nicely made in a very subtle blueberry color with the iconic MSpa embossed fabric. Partnered with the smart cream liner for a feeling of soft and warm. It's a signature piece from URBAN range represents the very best in MSpa design made for modern lifestyle family.



RIMBA U-RB062/082


| | | |
|----------------------|----------------------------|----------------------------|
| Dimensions | 2.04 x 0.70mH / 80" x 28"H | 2.24 x 0.70mH / 88" x 28"H |
| Water Capacity | 930 L / 245 Gal. | 1120 L / 295 Gal. |
| Net Weight | 32.5 Kg / 71.7 Lbs | 35 Kg / 77.2 Lbs |
| Air Jets | 138 | 144 |
| Seating | 6 | 8 |
| Heat Increasing Rate | 1.5 - 2.0°C/Hour | 1.2 - 1.8°C/Hour |

| | |
|----------------------------|--|
| Control System | 220 - 240V/50Hz |
| Heater | 2200W |
| Massage Air Blower | 720W - 3 levels (L1: 300W, L2: 500W, L3: 720W) |
| Filter Pump | 1800L/Hr |
| Integrated Ozone Generator | 5.5W |
| Ozone Output | 30 - 50Mg/Hr |




AURORA U-AU062

| | |
|----------------------------|---|
| Dimensions | 2.04 x 0.70mH / 80" x 28"H |
| Water Capacity | 930 L / 245 Gal. |
| Net Weight | 33 Kg / 72.8 Lbs |
| Air Jets | 138 |
| Seating | 6 |
| Heat Increasing Rate | 1.5 - 2.0°C/Hour |
| Control System | 220 - 240V/50Hz |
| Heater | 2200W |
| Massage Air Blower | 720W - 3 levels (L1: 300W, L2: 500W, L3: 720W) |
| Filter Pump | 1800L/Hr |
| Integrated Ozone Generator | 5.5W |
| Ozone Output | 30 - 50Mg/Hr |



Remote Controller for Light Strip



Aurora Inner Wall

AURORA





Featuring the deep blue-black out-wall fabric light design, the AURORA spa is just as romantic and eye-catching as its name. The transparent inner wall is printed with a silver stripes, which is very elegant even in the daytime. The LED light now can be controlled remotely. With the new controller, it can change between 20 static colors and 21 dynamic effects.



PREMIUM SERIES

The PREMIUM bubble spa treatment is designed to deliver a holistic, full body experience. Warm air is pushed through the 360-degree staggered air jet design, creating thousands of bubbles. Just enjoy being surrounded and massaged by bubbles completely.






LUXURY COVER DESIGN

Let's make your spa a stylish furniture! Featuring the removable cover design, PREMIUM series has the possibility to bring all wild design concept into reality.

Burlap texture, Woven texture and Crocodile Pattern are used in this series, creating a luxurious and delightful atmosphere. Soaking into this kind of spa not only brings physical relaxation, but also mental enjoyment.

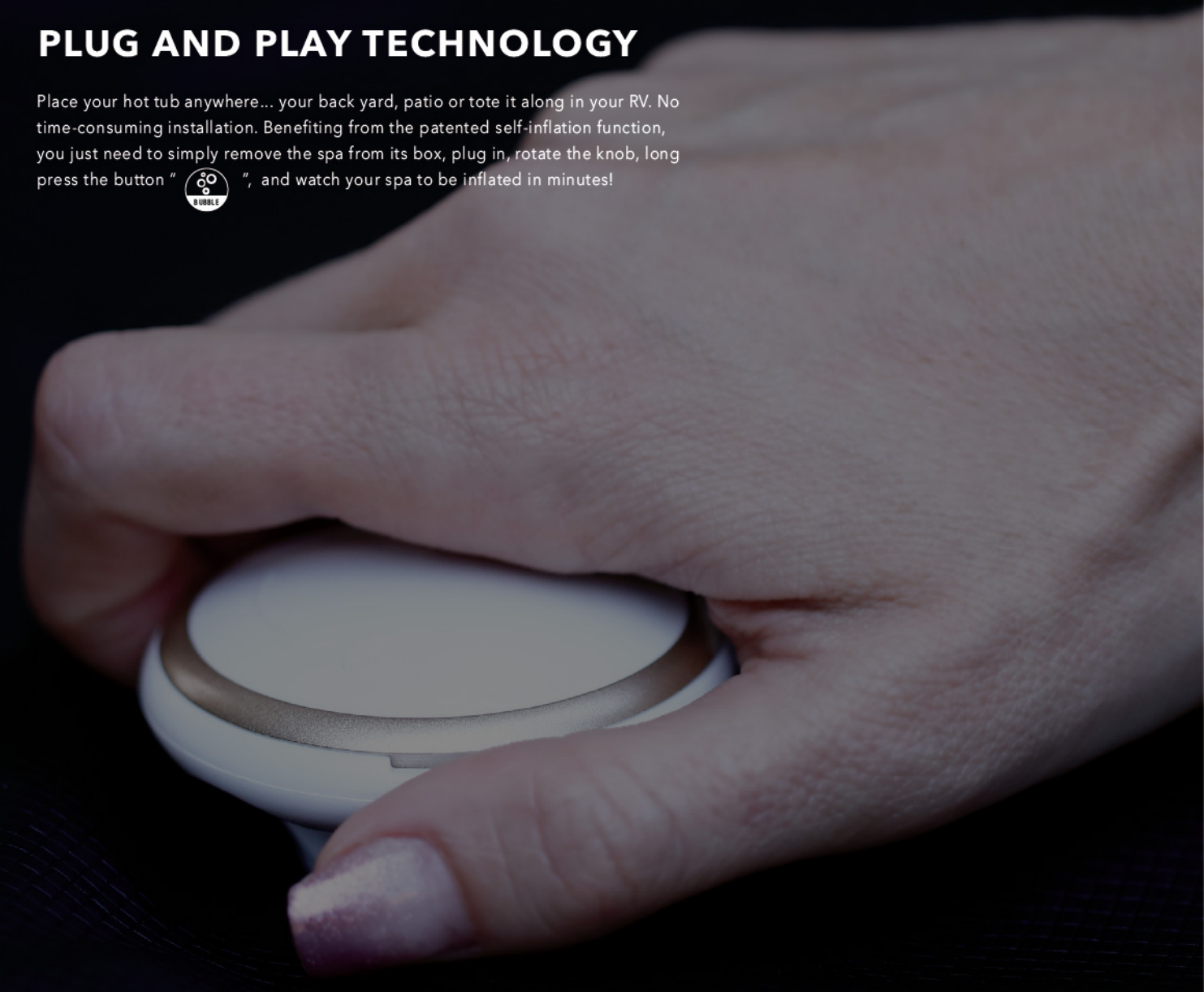


OZONE™ KILLS ODORS & BACTERIA

As we try to avoid coronavirus, the way to keep your hot tubs water clean is the top priority for us. For our users. MSPA hot tubs featured build-in O₃ OZONE GENERATOR, it's incredibly helpful to kill bacteria as well as Giardia, Cryptosporidium, parasites, fungi, molds and other virus and microbes. It is 50 times more effective at chlorine, and the effects of its action are visible 3,000 times faster. Turn on the O₃ OZONE GENERATOR before and after using a hot tub. Keep you and your water healthy for soaking! It's the smart thing to do.

PLUG AND PLAY TECHNOLOGY

Place your hot tub anywhere... your back yard, patio or tote it along in your RV. No time-consuming installation. Benefiting from the patented self-inflation function, you just need to simply remove the spa from its box, plug in, rotate the knob, long press the button "GO", and watch your spa to be inflated in minutes!





SOHO

P-SH069

| | |
|----------------------------|---|
| Dimensions | 1.85 x 1.85 x 0.68mH 73" x 73" x 27"H |
| Water Capacity | 930 L / 245 Gal. |
| Net Weight | 35.5 Kg / 78.3 Lbs |
| Air Jets | 132 |
| Seating | 6 |
| Heat Increasing Rate | 1.5 - 2°C/Hour |
| Control System | 220 - 240V/50Hz |
| Heater | 1500W |
| Massage Air Blower | 720W - 3 levels (L1: 300W, L2: 500W, L3: 720W) |
| Filter Pump | 1420L/Hr |
| Integrated Ozone Generator | 5.5W |
| Ozone Output | 30 - 50Mg/Hr |



SOHO

Completely surround your body in a blissful cushion of massaging bubbles in the SOHO cube air bath. The extra-spacious square shape allows you to relax fully immersed and supported in luxury. The variable-speed bubble feature gives you the option of choosing your own bubble intense to work away tension. The mesh fabric with leather trim cover gives a bold and contemporary look!





CAMARO

Pamper yourself with uplifting, renewing bubble spa. Perfectly placed air jets release thousands of cushioning bubbles to massage your body at a level of intensity you prefer. Camaro features a carbon fiber pattern fabric and chic design. The bath's lavish size provides ample room to move, while the overflow style invites full-body immersion.

CAMARO P-CA049 / 069

| | | |
|----------------------|--------------------|------------------|
| Dimensions | 1.80 x 0.70mH | 2.04 x 0.70mH |
| | 71" x 28"H | 80" x 28"H |
| Water Capacity | 700 L / 148 Gal. | 930 L / 245 Gal. |
| Net Weight | 31.5 Kg / 69.4 Lbs | 35 Kg / 77.2 Lbs |
| Air Jets | 118 | 138 |
| Seating | 4 | 6 |
| Heat Increasing Rate | 1.5 - 2°C/Hour | 1.2 - 1.8°C/Hour |

| | |
|----------------------------|--|
| Control System | 220 - 240V/50Hz |
| Heater | 1500W |
| Massage Air Blower | 720W - 3 levels (L1: 300W, L2: 500W, L3: 720W) |
| Filter Pump | 1420L/Hr |
| Integrated Ozone Generator | 5.5W |
| Ozone Output | 30 - 50Mg/Hr |



EXOTIC

Blissful bubbles ease away stress in this exotic spa. Air jets release thousands of bubbles to massage your body at the level of intensity you prefer. Exotic fabric, sophisticated details and the classic design create an instantly memorable and luxurious addition to your home decor.

level of intensity you prefer. Exotic fabric, sophisticated details and the classic design create an instantly memorable



EXOTIC P-EX049 / 069

| | | |
|----------------------------|--|------------------|
| Dimensions | 1.80 x 0.70mH | 2.04 x 0.70mH |
| | 71" x 28"H | 80" x 28"H |
| Water Capacity | 700 L / 184 Gal. | 930 L / 245 Gal. |
| Net Weight | 34.5 Kg / 76.1 Lbs | 39 Kg / 86 Lbs |
| Air Jets | 118 | 138 |
| Seating | 4 | 6 |
| Heat Increasing Rate | 1.5 - 2°C/Hour | 1.2 - 1.8°C/Hour |
| | | |
| Control System | 220 - 240V/50Hz | |
| Heater | 1500W | |
| Massage Air Blower | 720W - 3 levels (L1: 300W, L2: 500W, L3: 720W) | |
| Filter Pump | 1420L/Hr | |
| Integrated Ozone Generator | 5.5W | |
| Ozone Output | 30 - 50Mg/Hr | |





COMFORT SERIES


COMFORT series, just like its name, offers an easeful air bubble massage by delivering thousands of bubbles that thoroughly massage the body for an invigorating experience. All models in this collection bear the latest UVC function to make sure you enjoy a clean and healthy water massage.

MDC™

High-efficiency Filtration System

MSpa Direct Current System, which consists of a newly designed DC pump, specialized impeller, and water flow piping.

- Stronger water flow: The water circulation speed is increased to 1800 Liters per hour, which is 36% better than before. It even costs lower energy than the last generation pump by 30%.
- Safer to use: With the new TURBOFAN construction, the foreign objects will quickly get through the impeller
- Longer service life: The super tough X-Ring guarantees 10,000 hours of continuous operation.



> QUICK INFLATION

COMFORT collection use inflation hose for a quick inflation. Internal control box is preinstalled before delivery. No need to connect a 20kg control box to the tub! The whole process can be completed within 3 mins.

> UVC™ SANITIZER

UVC sanitizer is also applied to the Comfort series. It is the most cost-efficient and safest way of getting water clean and sanitized. It is able to kill more than 60 disease-causing microorganisms and pathogens. The internal sterilization chamber make sure the light will not contact and harm your eyes and skin.



TEKAPO

TEKAPO features a metallic blue inner wall. The resplendent color will please your eyes even without water in it. Over one hundred dynamic air jets help you to stretch out and relax for an invigorating bubble massage spa.



TEKAPO C-TE042 / 062

| | | |
|-----------------------------|----------------------|--------------------------------|
| Dimensions | 1.58 x 1.58 x 0.68mH | 1.85 x 1.85 x 0.68mH |
| | 62" x 62" x 27"H | 73" x 73" x 27"H |
| Water Capacity | 650 L / 171 Gal. | 930 L / 245 Gal. |
| Net Weight | 20.5 Kg / 45.2 Lbs | 22.5 Kg / 49.6 Lbs |
| Air Jets | 108 | 132 |
| Seating | 4 | 6 |
| Heat Increasing Rate | 2 - 2.5°C/Hour | 1.2 - 1.8°C/Hour |
| <hr/> | | |
| Control System | 220 - 240V/50Hz | Massage Air Blower 600W |
| Heater | 1500W | Filter Pump 1800L/hr |



BERGEN

Featuring an elegant round design and clean lines, BERGEN offers a hint of contemporary design that blends well with a wide variety of home or garden décors. Thousands of air bubbles will help you center your mind and release tension in your muscles.



BERGEN

C-BE042 / 062 / 082

| | | | |
|----------------------|------------------|--------------------|-------------------|
| Dimensions | 1.80 x 0.70mH | 2.04 x 0.70mH | 2.24 x 0.70mH |
| | 71" x 28"H | 80" x 28"H | 88" x 28"H |
| Water Capacity | 700 L / 184 Gal. | 930 L / 245 Gal. | 1120 L / 295 Gal. |
| Net Weight | 21 Kg / 46.3 Lbs | 23.5 Kg / 51.8 Lbs | 27 Kg / 59.5 Lbs |
| Air Jets | 118 | 138 | 144 |
| Seating | 4 | 6 | 8 |
| Heat Increasing Rate | 1.5 - 2°C/Hour | 1.2 - 1.8°C/Hour | 0.8 - 1.2°C/Hour |

| | | | |
|----------------|-----------------|--------------------|----------|
| Control System | 220 - 240V/50Hz | Massage Air Blower | 600W |
| Heater | 1500W | Filter Pump | 1800L/hr |





OTTOMAN

Ottoman is made to perfection. Its outer fabric has applied the latest printing technique, the rattan pattern epitomizes our dedication to the contemporary style. It is named after the rattan weaving method. OTTOMAN is available in 6-bather size.

OTTOMAN C-OM062

| | |
|----------------------|----------------------------|
| Dimensions | 2.04 x 0.70mH / 80" x 28"H |
| Water Capacity | 930 L / 245 Gal. |
| Net Weight | 23.5 Kg / 51.8 Lbs |
| Air Jets | 138 |
| Seating | 6 |
| Heat Increasing Rate | 1.2 - 1.8°C/Hour |

| | | | |
|----------------|-----------------|--------------------|----------|
| Control System | 220 - 240V/50Hz | Massage Air Blower | 600W |
| Heater | 1500W | Filter Pump | 1800L/hr |



Full Printing Liner



2-in-1 Water Inlet And Outlet



STARRY

C-ST062

| | |
|----------------------|----------------------------|
| Dimensions | 2.04 x 0.70mH / 80" x 28"H |
| Water Capacity | 930 L / 245 Gal. |
| Net Weight | 24 Kg / 52.9 Lbs |
| Air Jets | 138 |
| Seating | 6 |
| Heat Increasing Rate | 1.2 - 1.8°C/Hour |

| | | | |
|----------------|-----------------|--------------------|----------|
| Control System | 220 - 240V/50Hz | Massage Air Blower | 600W |
| Heater | 1500W | Filter Pump | 1800L/hr |



STARRY

Mspa brings you a luxury spa treatment with LED lighting. Here you will experience the sense of calm and contentment given by gentle breathe light. The interlaced light and shadow bring unique enjoyment and glamorize your moment. STARRY is available in 6-bather size.

ACCESSORIES

MSpa has a comprehensive production line. To match it, there are rich value-added accessories to choose. From core parts like filter cartridge, to wicker surrounding unit that are both decorative and practical, you will always find what you need.



STANDARD ACCESSORIES

FRAME SERIES



Filter cartridge x 2 & cartridge base x 1



SPA cover with buckle and inflatable bladder for MONO / NAVAL



Buckle spa cover for TUSCANY



Heat-preservation foam mat (9pcs/pack)



Wrench



23.5" hand pump with gauge for MONO / NAVAL



8" Foot pump for TUSCANY



Inflatable bladder for TUSCANY



Garden hose adapter



Owner's manual

MUSE SERIES



Filter cartridge x 2 & cartridge base x 1



Garden hose adapter



Buckle spa cover



Inflation hose



Heat preservation mat for M-CA062



Heat preservation mat for M-OT062



Inflatable bladder for M-OT062



Inflatable bladder for M-CA062



Wrench



Owner's manual

URBAN / PREMIUM SERIES



Filter cartridge x 2 & cartridge base x 1



Garden hose adapter



Inflation hose



Buckle spa cover



Heat preservation mat (Round spa only)



Heat preservation mat (Only for U-VT062)



Heat preservation mat (Only for U-NE022)



Inflatable bladder (6-person Round spa only)



Inflatable bladder (Square spa only)



Inflatable bladder (Only for U-NE022)



SPA cover with buckle and inflatable bladder for U-RB082



Ground buckle mat and top lid (Only for P-SH069)



Upgraded heat preservation foam mat (9pcs/pack) for P-EX049/069



Wrench



LED Strip only for U-AU062



Wicker side bar for U-NE022



Digital lock for safety (P-CA049/069 / P-EX049/069)



Owner's manual

COMFORT SERIES



Filter cartridge * 2



Garden hose adapter



LED Strip only for C-ST062



Inflation hose



Buckle spa cover



Owner's manual

OPTIONAL ACCESSORIES



Filter Cartridge

B0303673

LF90 long fiber filter cartridge. 90 pleats. Twin pack. Additional base is needed for installation.

Size: ø10.6 x 6.7cm (ø4.2" x 2.6")

Cartridge Base

B0302950

The base can be used continuously. Size : ø7.5 x 8.5cm (ø2.95" x 3.3").



Filter Cartridge Plus Set

B0303675

Long fiber, 90pleats, filter cartridge*6 Additional base is needed for installation.

Size: Filter cartridge without cover: ø10.6 x 6.7cm (ø4.2" x 2.6")



Filter Cartridge 120 pleats

B0303294 / B0303549

Twin Pack. Suitable for PREMIUM / URBAN / MUSE / FRAME collections. Size: 4.5" X 3.4"(11.5 X 8.6cm)



Comfort Set

B0301350

Two headrests and one cup holder.

Headrest: 24 x 23 x 18cm (9.4" x 9.1" x 7.1"). PU, light grey.

Cup Holder: 26.5 x 25 x 17cm (10.4" x 10" x 7"). PE, light grey.



Seat Cushion Set

B0303006

Twin pack. Filling with water. Champagne gold with pearl white color tone.

Size: 39 x 30 x 10cm (15.4" x 11.8" x 3.9").



Inflatable Bladder

Place the cover onto the spa pool. The inflatable bladder provides better heat preservation and rain outflow.

B0303531 - For 4-person round spa

B0301970 - For 6-person round spa

B0303532 - For 4-person square spa

B0303293 - For 6-person square spa

B0303686 - For 8-person round spa

Upgraded Heat Preservation Foam Mat

B9300492N / B0303092

Waterproof material. Connect each piece to make a square mat (pcs/pack). Protect your spa and deck. Save energy by providing thermal barrier.

Size: B9300492N: 59 x 59 cm/pc (23"x23")

B0303092: 68 x 68cm/pc (26.8" x 26.8")



Inflatable Foot Bath

B0301367N

Rinse your feet before entering the spa.

88 x 68 x 13cm (34.6" x 26.8" x 5.1").



Ice Box & Snack Holder

B0301368N

Five cup holders around the side and center storage for ice, drinks or snacks. 65 x 45cm (25.6" x 17.7").



Inflatable Can Cooler

B0301755

Holds drink bottles or towels.

This can also be used as ice can to keep drinks cool.

42 x 51cm (16.5" x 20.1").



Floating Lamp

B0303684

5 lighting modes

Static mode / Flash Mode / Strobe

Mode / Fade Mode / Smooth mode

Size: 12 x 12 x 12cm (4.7" x 4.7" x 4.7") charger included.



Spa Overall Cover

Protect spa tub from rain and sunshine.

B0302924 - 2 person spa.

195 x 100 x 70cm

(77" x 39.5" x 27.5")

B0302923 - 4-person spa.

190 x 70cm (75" x 27.5")

B0302925 - 6-person spa.

215 x 70cm (85" x 27.5")

B0303689 - 8-person spa



Canopy

B0301383

Keep the spa from UV and

wind. Customized for MSpa

products. Fit to all sizes of the

MSpa products.

UPF 50+



Offset Patio Umbrella

B1301547

Size: 300cm (10').

Height: 250cm (8'4").

Metal frame, polyester fabric umbrella. Easy installation and maintenance.



Wicker Conversation Set

B0301545

Include 1 table and 2 seats. Seat

cushion included. Seat size: 72 x 62cm

(28.5" x 24.5"). Table size: Dia. 50cm x

60cmH (Dia.20" x 24"H).



Water Test Strip - 3 in 1

B0100379

Test PH level, residue of chlorine and alkali contents, 50 pieces per bottle, shrink package.



External Ozone Generator

B0303678

Reduce chlorine or bromine usage by

60-90%. Natural and reliable way of

sanitizing water. Application:

550-1200 Ltr/ 145-317 Gal. of water.

Ozone output: 100mg/h. Voltage:

220-240V AC 50/60Hz Power: 8-10W

Wicker Surrounding Units

This beautiful surrounds comes in a cool grey color that compliments all of MSpa's exterior color. It fits and adds both practically and aesthetics to your spa location.



For round spa

A: Open Storage Unit

B0303094 - 80x30x58cm

(31.5"x11.8"x22.8")

B: Cabinet Storage Unit


B0303093 - 80x30x58cm

(31.5"x11.8"x22.8")

C: Wicker Step

B0303095 - 92x30x22cm

(36.2"x11.8"x8.7")



For 6 person square spa

A: Open Storage Unit

B0303097 - 85 x 30 x 58cm

(33.5" x 11.8" x 22.8")

B: Cabinet Storage Unit

B0303096 - 110 x 30 x 58cm

(43.3" x 11.8" x 22.8")

C: Wicker Step

B0303098 - 85 x 30 x 22cm

(33.5" x 11.8" x 8.7")

































QUICKFINDER

















QUICKFINDER provides a comparison of all spa parameters. It helps you to find the right products and make the best choice without any difficulty!

SPECIFICATION

| | FRAME SERIES | MUSE SERIES | | URBAN / PREMIUM SERIES | COMFORT SERIES |
|----------------------------|---|--|--|--|--|
| Control System | 220-240V, 50Hz | 220-240V, 50Hz | | 220-240V, 50Hz | 220-240V, 50Hz |
| Total Power | 2300W | 2300W | | 2300W | 2100W |
| Heater | 2200W | 2200W | | 2200W (Urban) , 1500W (Premium) | 1500W |
| Massage Air Blower | 720W - 3 levels (L1: 300W, L2: 500W, L3: 720W) | 720W - 3 levels (L1: 300W, L2: 500W, L3: 720W) | | 720W - 3 levels (L1: 300W, L2: 500W, L3: 720W) | 600W |
| Filter Pump | 1800 L/hr | 1800 L/hr | | 1800 L/hr (Urban) , 1420L/hr (Premium) | 1800 L/hr |
| Integrated Ozone Generator | 5.5W, 30-50Mg/Hr | 5.5W, 30-50Mg/Hr | | 5.5W, 30-50Mg/Hr (Urban) | / |
| Jet Pump | / | 225W (Carlton/Otium); 1000W (Indigo) | | / | / |
| Warranty | 12 months - electric part and spa pool; 24 months - plastic wood frame | 12 months | | 12 months | 6 months - spa pool; 12 months - electric part |

| | | Model | Water Capacity | Net Weight | Hydro Jets | Air Jets | | Seating | Heating Increasing Rate | Inside Dimensions | Outside Dimensions | Height | Package |
|--------------|---|------------------|------------------|--------------------|----------------------------------|----------|--|---------|-------------------------|--------------------------|--------------------------|-------------|--|
| FRAME SERIES |  | MONO F-MO062W | 930 L (245 Gal) | 37 Kg (81.6 Lbs) | / | 138 | | 6 | 1.5-2.0°C/Hour | Ø1.63m (64") | Ø1.73m (64") | 0.65m (26") |  78 x 54 x 73cm |
| |  | NAVAL F-NA062W | 930 L (245 Gal) | 37 Kg (81.6 Lbs) | / | 138 | | 6 | 1.5-2.0°C/Hour | Ø1.63m (64") | Ø1.73m (64") | 0.65m (26") |  78 x 54 x 73cm |
| |  | MONO F-MO082W | 1120 L (295 Gal) | 39.5 Kg (86.9 Lbs) | / | 144 | | 8 | 1.2-1.8°C/Hour | Ø1.81m (72") | Ø1.92m (75.5") | 0.65m (26") |  83 x 71 x 61cm |
| |  | TUSCANY F-TU062W | 1100 L (291 Gal) | 75 Kg (165.3 Lbs) | / | 138 | | 6 | 1.2-1.8°C/Hour | Ø1.73m (68") | Ø1.93m (76") | 0.73m (29") |  A: 81 x 61 x 62cm B: 76.5 x 73.5 x 45.5cm |
| MUSE SERIES |  | CARLTON M-CA062 | 930 L (245 Gal) | 42.5 Kg (93.7 Lbs) | 3 Sets (6 adjustable hydro jets) | 125 | | 6 | 1.5-2.0°C/Hour | Ø1.73m (68") | Ø2.04m (80") | 0.70m (28") |  85 x 61 x 62cm |
| |  | OTIUM M-OT062 | 930 L (245 Gal) | 42 Kg (92.6 Lbs) | 3 Sets (6 adjustable hydro jets) | 125 | | 6 | 1.5-2.0°C/Hour | 1.45 x 1.45m (57" x 57") | 1.85 x 1.85m (73" x 73") | 0.68m (27") |  85 x 61 x 62cm |

| | | Model | Water Capacity | Net Weight | Hydro Jets | Air Jets | | Seating | Heating Increasing Rate | Inside Dimensions | Outside Dimensions | Height | Package |
|----------------|---|-----------------|------------------|--------------------|----------------------------------|----------|--|---------|-------------------------|------------------------------|------------------------------|-------------|---|
| MUSE SERIES |  | INDIGO M-IN062W | 930 L (245 Gal) | TBD | 4 Sets (8 adjustable hydro jets) | 125 | | 6 | 1.5-2.0°C/Hour | Ø1.73m (68") | Ø2.04m (80") | 0.70m (28") |  |
| URBAN SERIES |  | NEST U-NE022 | 550 L (145 Gal) | 28.5 Kg (62.8 Lbs) | / | 104 | | 2 | 2.5-3.0°C/Hour | 1.46 x 0.85m (57.5" x 33.5") | 1.86 x 1.25m (73.5" x 49.5") | 0.68m (27") |  66 x 44 x 64cm |
| |  | VITO U-VT062 | 930 L (245 Gal) | 32.5 Kg (71.7 Lbs) | / | 132 | | 6 | 1.5-2.0°C/Hour | 1.45 x 1.45m (57" x 57") | 1.85 x 1.85m (73" x 73") | 0.68m (27") |  71 x 51 x 64cm |
| |  | RIMBA U-RB062 | 930 L (245 Gal) | 32.5 Kg (71.7 Lbs) | / | 138 | | 6 | 1.5-2.0°C/Hour | Ø1.60m (63") | Ø2.04m (80") | 0.70m (28") |  71 x 51 x 64cm |
| |  | RIMBA U-RB082 | 1120 L (295 Gal) | 35 Kg (77.2 Lbs) | / | 144 | | 8 | 1.2-1.8°C/Hour | Ø1.80m (71") | Ø2.24m (88") | 0.70m (28") |  72 x 58 x 64cm TBD |
| |  | AURORA U-AU062 | 930 L (245 Gal) | 33 Kg (72.8 Lbs) | / | 138 | | 6 | 1.5-2.0°C/Hour | Ø1.60m (63") | Ø2.04m (80") | 0.70m (28") |  71 x 51 x 64cm |
| PREMIUM SERIES |  | SOHO P-SH069 | 930 L (245 Gal) | 35.5 Kg (78.3 Lbs) | / | 132 | | 6 | 1.5-2.0°C/Hour | 1.45 x 1.45m (57" x 57") | 1.85 x 1.85m (73" x 73") | 0.68m (27") |  71 x 51 x 64cm |
| |  | CAMARO P-CA049 | 700 L (184 Gal) | 31.5 Kg (69.4 Lbs) | / | 118 | | 4 | 1.5-2.0°C/Hour | Ø1.40m (55") | Ø1.80m (71") | 0.70m (28") |  71 x 51 x 64cm |
| |  | CAMARO P-CA069 | 930 L (245 Gal) | 35 Kg (77.2 Lbs) | / | 138 | | 6 | 1.2-1.8°C/Hour | Ø1.60m (63") | Ø2.04m (80") | 0.70m (28") |  71 x 51 x 64cm |

| | | Model | Water Capacity | Net Weight | Air Jets | Seating | | Heating Increasing Rate | Inside Dimensions | Outside Dimensions | Height | Package |
|-------------------|---|-----------------|------------------|--------------------|----------|---------|--|-------------------------|------------------------------|--------------------------|-------------|---|
| PREMIUM SERIES |  | EXOTIC P-EX049 | 700 L(184 Gal) | 34.5 Kg (76.1 Lbs) | 118 | 4 | | 1.5-2.0°C/Hour | Ø1.40m (55") | Ø1.80m (71") | 0.70m (28") |  71 x 51 x 64cm |
| |  | EXOTIC P-EX069 | 930 L(245 Gal) | 39 Kg (86 Lbs) | 138 | 6 | | 1.2-1.8°C/Hour | Ø1.60m (63") | Ø2.04m (80") | 0.70m (28") |  78 x 51 x 71cm |
| COMFORT SERIES |  | TEKAPO C-TE042 | 650 L(171 Gal) | 20.5 Kg (45.2 Lbs) | 108 | 4 | | 2.0-2.5°C/Hour | 1.18 x 1.18m (46.5" x 46.5") | 1.58 x 1.58m (62" x 62") | 0.68m (27") |  58 x 40 x 64cm |
| |  | TEKAPO C-TE062 | 930 L(245 Gal) | 22.5 Kg (49.6 Lbs) | 132 | 6 | | 1.2-1.8°C/Hour | 1.45 x 1.45m (57" x 57") | 1.85 x 1.85m (73" x 73") | 0.68m (27") |  62 x 44 x 64cm |
| |  | BERGAN C-BE042 | 700 L(184 Gal) | 21 Kg (46.3 Lbs) | 118 | 4 | | 1.5-2.0°C/Hour | Ø1.40m (55") | Ø1.80m (71") | 0.70m (28") |  58 x 40 x 64cm |
| |  | BERGAN C-BE062 | 930 L(245 Gal) | 23.5 Kg (51.8 Lbs) | 138 | 6 | | 1.2-1.8°C/Hour | Ø1.60m (63") | Ø2.04m (80") | 0.70m (28") |  62 x 44 x 64cm |
| |  | BERGAN C-BE082 | 1120 L (295 Gal) | 27 Kg (59.5 Lbs) | 144 | 8 | | 0.8-1.2°C/Hour | Ø1.80m (71") | Ø2.24m (88") | 0.70m (28") |  64 x 51 x 64cm |
| |  | OTTOMAN C-OM062 | 930 L(245 Gal) | 23.5 Kg (51.8 Lbs) | 138 | 6 | | 1.2-1.8°C/Hour | Ø1.60m (63") | Ø2.04m (80") | 0.70m (28") |  62 x 44 x 64cm |
| |  | STARRY C-ST062 | 930 L(245 Gal) | 24 Kg (52.9 Lbs) | 138 | 6 | | 1.2-1.8°C/Hour | Ø1.60m (63") | Ø2.04m (80") | 0.70m (28") |  62 x 44 x 64cm |



Sales Office / Capital Mall Plaza, Unit 3306-09, No. 6088 Hu Min Rd, Minhang, Shanghai, China
Headquarter / 1699 Daye Road, Fengxian, Shanghai, China

Reproduction of this catalogue in any form is strictly prohibited. All MSpa® and ORPC® branded products, accessories and logos are registered trademarks of ORPC®. ORPC® reserves the right to change product designs and discontinue any product without prior notice.
©2021 Oriental Recreational Products (Shanghai) Co., LTD.

ORIENTAL RECREATIONAL PRODUCTS (SHANGHAI) CO.,LTD.

Oriental Recreational Product Co.,Ltd (ORPC) is a recreational water sport and wellness company with internationally recognized brands including MSpa, Aqua Marina and Silver Marine, as well as the self-owned 780,000 ft² manufacturing site in Shanghai, China. The company's technically advanced inflatable water sporting goods, inflatable hydro-jet massage hot tubs, apparel and accessories bring unforgettable water life moments to everyone.

ORPC group's business is balanced through its broad portfolio of inflatable water sports and jacuzzi products. The ORPC group strategy emphasizes excellence in consumer-centric innovation. With continuous research and development, ORPC-group seeks to develop creative water sporting goods, inflatable jacuzzi and speed boats that appeal to consumers and trade consumers.

www.orpc.com.cn